



# Holy Cross School

Reed Road, TRINITY PARK QLD 4879

PO Box 1026, SMITHFIELD QLD 4878

**Telephone:** (07) 40576920

**Facsimile:** (07) 40578183

**Website:** [www.holycross.qld.edu.au](http://www.holycross.qld.edu.au)

**Email:** [secretary.trinitypk@cns.catholic.edu.au](mailto:secretary.trinitypk@cns.catholic.edu.au)

19/06/2017

## RE: CAIRNS FESTIVAL GRAND PARADE – HOLY CROSS FLOAT

Dear Parents/Carers

### 'Holy Cross – The Pearl on the Northern Beaches'

This year our Holy Cross community will have an entry in the 2017 Cairns Festival Grand Parade as part of our 30<sup>th</sup> anniversary celebrations. The theme of our float is 'Holy Cross – The Pearl on the Northern Beaches', with 'Pearl' representing our 30<sup>th</sup> anniversary as well as the Festival theme of 'Shine'.

**When:** Saturday 26<sup>th</sup> August 2017

**Time:** Approximately 3:00pm-7:30pm (Fireworks 7:30pm)

**Where:** Cairns Esplanade

**Who:** Any students, staff or parents/carers of Holy Cross

Over the past term our committee of staff and parent representatives have been working on theme ideas and how to incorporate as many members of our community, students, staff and parents as possible. We have designed all ideas around the emphasis of recycling and using items many families may already have. We are hopeful that by emphasising recycling and using borrowed items, that expenses are kept to an absolute minimum.

### How can you help?

We would like to begin collecting the following items to assist in costume and prop creation. If you have any of the following or are able to drop something small in your shopping trolley for donation, it would be greatly appreciated.

<u>Craft Items</u>	<u>Hardware Items</u> Small gauge chicken wire
<u>Miscellaneous Items</u> White glow sticks LED Strips	<u>Other</u> 2 Litre Soft-drink bottles clean Newspapers Small, large and very large cardboard boxes Old or unwanted stockings.

A key component of the success of the float will be the mass production of certain aspects of the costumes. We have had some parents offer assistance with the making of costumes and props. If you are keen and able to assist, please make contact with [mthorpe@cns.catholic.edu.au](mailto:mthorpe@cns.catholic.edu.au) or come and have a chat with me. You do not need any particular skill, just time and enthusiasm.





### **How can you participate?**

Thank you to the families who have already indicated their availability for participation. As mentioned above, any students, staff or parents/carers are welcome to participate as part of the float. Throughout the past few newsletters a form for expression of interest has been included. If you have not already indicated and are keen to be apart of this celebration please see the next newsletter and complete the **expression of interest form**.

We are hopeful to have a minimum of 200 participants but would be extremely excited to have many more.

Please see the table below for your child's year level and the costume assigned. We are hopeful that the photo included will assist in having a similar look for each child of the year level. The items listed are what we are asking families to hunt for at home or borrow from a friend. Where possible, we encourage you to borrow and find rather than purchase. If you are really struggling, please come and chat to your child's teacher or myself. The remaining aspects of the costume will be created at school or by volunteers.

<b><u>Who</u></b>	<b><u>What</u></b>	<b><u>Find at Home / Borrow</u></b>	<b><u>Made at School</u></b>	<b><u>Photo</u></b>
Prep	Snorkelers	<b>Boardies and Rash Shirt</b> – bright colours  <b>Goggles and Snorkel</b>		
Year 1	Octopus	<b>Orange clothes</b> – plain and long sleeve if possible.  Beanie	Stuffed Stockings	
Year 2	Jellyfish	<b>White clothes</b> – plain where possible.  Puffy would work	Umbrellas	
Year 3	Angel Fish	<b>Blue, purple and silver Clothes</b> - plain	Fish	

Year 4	Deep Sea Divers	<b>Black stinger suits or Long black shirt, pants and beanie</b>	Helmet Tanks	
Year 5	Sharks	<b>Grey or blue clothes – plain</b>  A full shark onesie if owned already.	Shark Head cut out.  Shark Fin  (Children's heads in the mouth)	
Year 6	Fisherman	<b>Any combination of:</b> Bucket hat Flannelette shirt Jeans Fishing vest Rods (with no hooks) Boots	Cardboard fish Boats	
Parents	Crabs	<b>Red Clothes</b>	Claws and legs	

We are very excited about this upcoming project and look forward to building more momentum as we begin the creation of the float and costumes. We anticipate more communication on specific details and items required to continue over the coming weeks as we get closer to the time.

Should you have any questions or further ideas to contribute please do not hesitate to come and have a conversation.

Yours Sincerely

*Brad Henry*  
*Assistant Principal Administration*